



PORSCHE



# Dictate messages

Good to know – Porsche Connect operating instructions

Porsche, the Porsche Crest, Panamera, Cayenne, Macan, 911, 718, PCCB, PCM, PDK, PSM, PTM, Equipment and other designations are registered trademarks of Dr. Ing. h.c. F. Porsche AG. Reprinting, even of excerpts, or duplication of any type is only permissible with the written authorisation of Dr. Ing. h.c. F. Porsche AG.  
© Dr. Ing. h.c. F. Porsche AG  
Porscheplatz 1  
D-70435 Stuttgart, Germany  
Germany

## Equipment

Because our vehicles undergo continuous development, equipment and specifications may not be as illustrated or described by Porsche in this manual. Items of equipment are sometimes optional or vary depending on the country in which the vehicle is sold. For more information on retrofit equipment, please contact your Porsche partner. Because of different legal requirements in individual countries, the equipment in your vehicle may vary from that described in this manual. Should your Porsche be fitted with any equipment not described in this manual, your Porsche partner will be glad to provide information concerning correct operation and care of the items concerned.

## Detailed information about the services

Detailed information about the services is available in the Porsche Connect portal at [porsche.com/connect](https://porsche.com/connect).

## The Porsche Connect operating instructions

The Porsche Connect operating instructions do not replace the Driver's Manual.

You can find further information about your vehicle in the Driver's Manual. Pay particular attention to the warning and safety instructions.

## Warnings and symbols

Various types of safety instructions are used in these instructions.

 **DANGER** Serious injury or death

Failure to observe warnings in the "Danger" category will result in serious injury or death.

 **WARNING** Possible serious injury or death

Failure to observe warnings in the "Warning" category can result in serious injury or death.

 **CAUTION** Possible moderate or minor injury

Failure to observe warnings in the "Caution" category can result in moderate or minor injuries.

 **NOTICE** Possible vehicle damage

Failure to observe warnings in the "Notice" category can result in damage to the vehicle.

 **Information**

Additional information is indicated using the word "Information".

- ✓ Conditions that must be met in order to use a function.
- ▶ Instruction that you must follow.
- 1. If an instruction comprises several steps, these are numbered.
- ▷ Notice on where you can find further important information on a topic.

## Dictate messages

You can use the **Dictate message** service to record a message via voice control.

This service is not available in all languages and markets, and depends on the mobile phone used.

## Establishing a data connection

### Establishing data connection using SIM card

#### NOTICE

If you are using a SIM card adapter, the SIM card may fall out of the adapter due to vibrations and components of the card getting stuck in the drive.

- ▶ Do not use adapters for SIM cards.

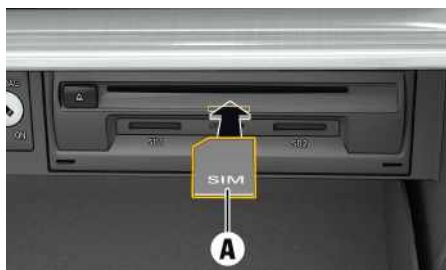


Fig. 1: Inserting and removing a SIM card

- ✓ The glove box is open.

1. Insert SIM card **A** (mini-SIM, dimensions: 25 x 15 mm). The missing corner must be pointing front left with the chip facing down.
2. SIM card **with** PIN:
  - a. Enter the PIN of the SIM card and confirm with **OK**.

- b. Select **Store PIN**.

3. Confirm the prompt for establishing the data connection.  
The data connection is established.

4. To remove the SIM card, press the inserted card and remove.

### Information

If a data connection cannot be established, check the following:

- SIM card has sufficient data volume and is inserted correctly.
- SIM card is not damaged and is working properly.
- APN settings (Internet access) are correct. The APN settings can be checked by contacting the network operator.
- Abroad: Data roaming is allowed on the SIM card and enabled in the PCM.
- The vehicle is in an area with sufficient network reception (not a coverage blackspot).
- Restart the PCM if necessary.

### Establishing data connection via external WiFi hotspot

- ✓ There is **no** SIM card in the SIM card reader.

1. **DEVICES** ▶ Options ▶ **WiFi** ▶ **Search for WiFi hotspot**

2. Look for a WiFi hotspot (e.g. public hotspot or the mobile phone's personal hotspot) and enter WiFi access data in the PCM. When entering the data, pay attention to upper and lower case.

A connection is established to the external WiFi hotspot.

## Connecting mobile phone via Bluetooth

- ✓ Mobile phone's Bluetooth® function is activated and visible to other devices.
- ✓ The Bluetooth® function of the PCM is activated.

1. **PHONE** ▶ **Search for new phone**

2. Select a mobile phone from the device list. A 6-digit code is generated and displayed in the PCM and on the mobile phone.

3. Compare the 6-digit code in the PCM and on the mobile phone.

4. If the code in the PCM and on the mobile phone match, confirm. On mobile phones with a SIM Access Profile (SAP), enter the PIN for the SIM card in the PCM, if necessary. When the phone is successfully connected, the numeric input is displayed in the PCM.

## Dictating and reading out messages

You can use the **Dictate messages** service to dictate text messages or e-mails, for example, and play incoming messages from the PCM.

- ✓ Data connection is established.
- ✓ Porsche Connect services are activated in the Porsche Connect portal.
  - ▶ Please refer to chapter "Activating services in the Porsche Connect portal" on page 4.
- ✓ The connected mobile phone supports Bluetooth® Message Access Profile.
- ✓ Voice control is active.

### Dictating messages

- ▶ Say the voice command:

## Dictate e-mail

– or –

## Dictate text message

The dictated message is displayed in the PCM for the user to check.

## Reading out messages

- ▶ Say the voice command:

### Read out (new) e-mails

– or –

### Read out (new) text messages

The message is read out.

## Using Porsche Connect services

### Activating services in the Porsche Connect portal

Before starting to use the Porsche Connect services for the first time, they must be activated.

- ▶ Activate Porsche Connect services using the Porsche Connect portal. For further information on activating services:
  - ▷ Visit [www.porsche.com/connect](http://www.porsche.com/connect).

### Logging in to Porsche Connect in the PCM

A pairing code must be entered in the PCM for some services in order to retrieve personal settings from the Porsche Connect portal.



1. **APPS**  ▶ **Options** 

2. **Login** ▶ **Link new Porsche ID** ▶ **Enter pairing code.**



3. Enter the pairing code that is displayed in the Porsche Connect portal after you have successfully activated the services.

### Logging out of Porsche Connect in the PCM



- ✓ Porsche Connect user is created.

▶ **APPS**  ▶ **Options**  ▶ **Logout**  
The user currently logged in is logged out.

### Updating contents

▶ **APPS**  ▶ **Options**  ▶ **Reload page**  
The contents of the purchased services are updated.

### Displaying service information

▶ **APPS**  ▶ **Options**  ▶ **Services information**  
Information about services purchased and contract duration is displayed.

## Information

- The Porsche Connect services (including the Car Connect services, but not the Safety and Security services) offer a free inclusive period, which varies in length for each services package and country, but is always at least 3 months. Further information about the free inclusive periods as well as subsequent costs and information about the availability of individual services for your country is available online at [www.porsche.com/connect](http://www.porsche.com/connect) or from your Porsche partner.
- You will need a data-enabled SIM card to use the Porsche Connect services. A separate, fee-based contract with a mobile phone provider is required for this.
- You may incur additional charges when receiving data packages from the Internet, depending on your mobile phone tariff and whether you are abroad. A flat-rate data plan is recommended.
- The availability, scope and provider of the services may vary depending on the country, model year, device and tariff.